

Order Form *Baker Extra Heavy Duty Cabinets*



Effective April 22, 1998

P.O. Box 482, Rt. 60 at Mynes Road, Hurricane, West Virginia 25526
(304) 722-3814 - (800) 342-3119 (WV) - FAX (304) 722-3829

B _____
I NAME _____
L _____
L MAILING ADDRESS _____

 CITY _____
T _____
O STATE _____ ZIP CODE _____

 AREA CODE TELEPHONE _____

S _____
 NAME _____
H _____
I STREET ADDRESS _____
P _____
 CITY _____
T _____
O STATE _____ ZIP CODE _____

 AREA CODE TELEPHONE _____

TERMS AND CONDITIONS OF SALE

<p>Quotations: All estimates, verbal or written, are to be considered tentative and subject to revision until the actual written order form is submitted for evaluation by the seller. The buyer will be notified if any changes in the quotation are necessary prior to starting the job.</p> <p>Orders: Orders shall not be effective until accepted by Seller either by notification to Buyer or by Seller's commencing work on product ordered. Orders regularly entered, verbally or written, once put into production cannot be cancelled except upon terms that will compensate Seller against loss.</p>	<p>Delivery: All shipments are Motor Freight or customer pickup. Claims for defects, damages or shortages must be made within 48 hours of delivery. Failure to make such claim within the stated period shall constitute irrevocable acceptance of the product and terms of sale.</p> <p>Terms: Unless an open account has been previously established, all orders require a deposit of one-half with the balance C.O.D., Hurricane, West Virginia. If you desire to open an account, please write or call for details and a credit application.</p>
---	--

Step 1 Measuring the Body Enclosure

IMPORTANT: A mistake in the following measurements could mean that the finished cabinet might not fit the body enclosure or pass through the enclosure entrance. If possible, these measurements should be made directly from the enclosure of the body in which you intend to place the Baker Cabinet. Please make all measurements in inches.



Important

The usable depth of the enclosure must include the recess of the latch and/or lock-rods on the inside of the enclosure door plus 1 inch.

Enclosure Measurements

Please fill in all measurements (A through I)

A	Height of the inside of enclosure from floor to ceiling.	
B	Height of door opening.	
C	Space between the bottom of the enclosure and the edge of the door opening.	
D	Space between the top of the enclosure and the top edge of the door opening.	
E	Width of the inside of enclosure from left wall to right wall.	
F	Width of door opening.	
G	Space between the left side of the enclosure and the left edge of the door opening.	
H	Space between the right side of the enclosure and the right edge of the door opening.	
I	Depth inside of enclosure from door opening to back wall less depth of door latch.	

To prove your measurements: A should equal B+C+D
 E should equal F+G+H

Step 2 Determining the Drawers

Drawer Selection Fill in Blanks Below

Do You Want a Shelf?

Before determining the number of drawers you will have space for, you should first determine if you desire a shelf above the drawers. If you do, add the amount of height desired above the shelf and write it in the Height Column (Row 1). If you do not desire a shelf, enter 4" in this space. This 4" is required for framing and mounting the cabinet.

The Width of the Drawers

The width of the drawers is determined by the width of the door opening of the enclosure. To determine the width to use in ordering from the price list, subtract 2" from the width of the entrance.

The Height of the Drawers

Our Standard drawers come in heights of 3, 4, 5, 6 and 7 inches. However each drawer is actually one-fourth inch less in height, to allow for separation spacing. This is done so that you will not have to calculate this small amount of space in working up your order. Other drawer heights can be obtained on Special Order.

To Simplify Your Calculations

To simplify your calculations, it is suggested that you list the drawers with the greatest height first. We will place the largest at the bottom unless you specify otherwise under Special Instructions. For each drawer, fill in a box. As the total inches in the Height Column cannot exceed the height of the door opening in Row A, just keep adding drawers until you use up the space.

Special Instructions

NOTE: ALL BAKER CABINETS ARE PAINTED WHITE. ADDITIONAL CHARGES APPLY FOR OTHER COLORS.

A	Write the height of the door opening (measurement B from front page).			
B	Write the width of the entrance opening (measurement F from front of page). Your drawer width for pricing will be 2" less than this figure.			
1	If you desire a shelf, write the usable height you desire between the shelf and the top of the door opening. If you do not desire a shelf, write 4". List height and style of drawers you desire below: Top Shelf Y or N (circle one) Style Height Price			
2				
3				
4				
5				
6				
7				
8				
9				
10				
Total the Height and Price Here IMPORTANT: The total inches in the height column cannot exceed the measurement B in Row A, above. Total the price column for the total price of the cabinet.				
Do you wish the largest drawers be placed from the bottom up? If you indicate "No," or in a required order, explain under Special Instructions.				

The signing of this order form constitutes the placing of an order, and as Baker Equipment Company must depend on the customer for accurate measurements, it is agreed that Baker Equipment Company cannot be held responsible for any mistakes in the measurements submitted on this order form that would cause the cabinet not to properly fit the enclosure interior or enclosure opening. On the same basis, Baker Equipment Company agrees to correct, rebuild or replace any cabinet that is delivered that does not comply with the measurements submitted on this order form.

Date _____ Name _____
Title _____

16" DEEP DRAWERS—250# CAPACITY















Baker Extra Heavy Duty Cabinets



Effective July 1, 2003

P.O. Box 482, Rt. 60 at Mynes Road, Hurricane, West Virginia 25526
(304) 722-3814 - (800) 342-3119 (WV) - FAX (304) 722-3829

IMPORTANT: All drawers are 16" deep. However, they may require an enclosure up to 20" deep due to the recess of the door lock. Therefore, you must include the recess of the door lock in your measurements.

Style	The drawers below are 17" wide	The drawers pictured below are 32" wide
A		
B	 Welded Dividers	 Welded Dividers
C	 Welded Dividers	 Welded Dividers
D	 Welded Dividers	 Welded Dividers
E	 Adjustable Dividers	 Adjustable Dividers
F	 Adjustable Dividers	 Adjustable Dividers
G	 Adjustable Dividers	 Adjustable Dividers